



Second Grade Summer Homework

Reading: Please read at least two books. You may choose from any of the books that are listed on the next pages.

Book Report: Choose two of the activities listed on the next page for your book report.

Math: Answer all questions on the attached math sheets.

Religion: Do Summer Sunday's Diary after every Sunday Mass you attend during summer time.

Also, be sure to have fun and rest up for an exciting year as a second grader!

Summer Reading List: Grade 2

The second grade teacher hopes you enjoy reading lots of good books this summer as you prepare for your second grade year. During the first week of second grade she will take time to let you share some things from **two of the books you read over the summer**. Read the choices below. Decide on two projects you would like to do for your books. We will share our book projects during the first full week of school. Please be prepared to share any day of that week.

Choice #1- Summer Postcard

On a 5 by 8 index card you are going to create a summer postcard telling about your book. On one side of your card draw a picture of your favorite part of the book you read. On the back side of the card write a letter "Dear Second Grade Teacher," telling your new teacher 5 things you really liked about your book. Use good sentences to share the things you liked. Don't forget to sign your name at the end.

Choice #2 – Book Bag

Think about 5 parts of your story that you really enjoyed. In a paper bag select 5 items that you can use to tell about your story. For example, if your character was a dog you may put a little stuffed dog in the bag. If your character really liked a certain snack you could put a snack wrapper in your bag. Think of good text to self connections to help you pick items. On the front of your bag you will need to write the title of the book, the author, and your name. You can draw a picture of your favorite part on the bag or on a piece of paper glued to the bag. The bag can be as small as a lunch bag or as large as a shopping bag depending on your 5 items.

Choice #3- Advertise your book with a short retelling

Being able to share a good book with others is important. Pretend you are doing a short commercial for your book. You have 2 minutes to share the most important parts of your story and why it would be a great book for others to read. Plan ahead and practice your advertising talk. You can use note cards to write your main ideas, but try to be able to share without using your note cards the whole time. Think about sharing with us the main characters, the setting, and the problem from your story. Don't give away the ending but think of a way that you could get other friends excited to read this book. Be creative.

Choice #4- My Favorite Part

Go back and think about what your favorite part was from the book. In your own words write sentences that describe your favorite part. Remember "paint a picture" with your words. Help us see your favorite part with your word description. After you have written about your favorite part then write a few sentences telling us why this was your favorite part. Why did you like this part so much? Did it make you think of something you enjoy? Did you like the character?

BOOKLIST:

Anholt, Lawrence - ***Leonardo and the Flying Boy***

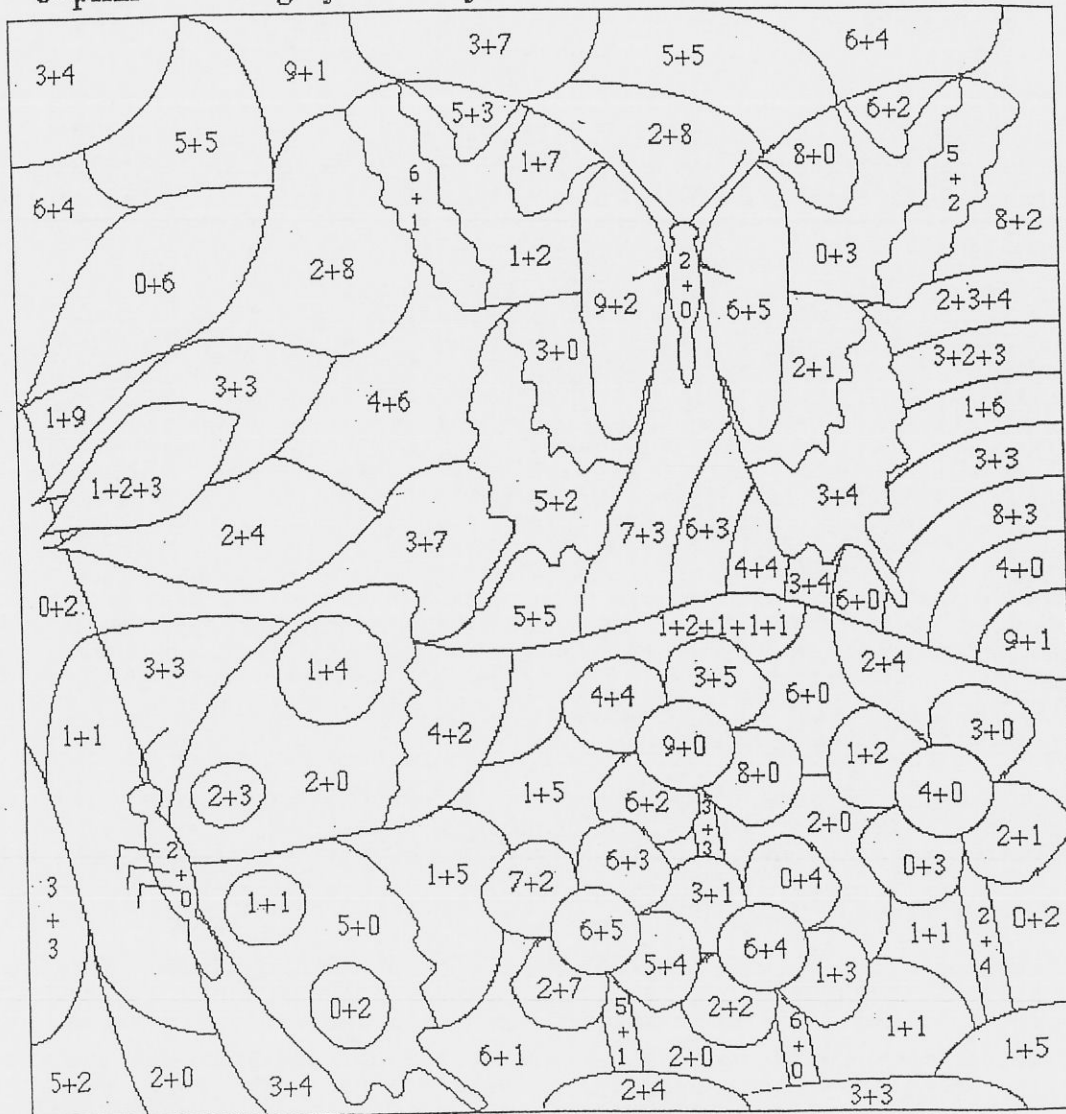
Artell, Mike - ***Petite Rouge***

Batten, Mary - ***Hungry Plants, Wild Cats***

Benet, Rosemary - ***Johnny Appleseed***
 Brett, Jan - ***Beauty and the Beast***
 Bunting, Eve - ***Train to Somewhere, The Sunflower House***
 DePaola, Tomie - ***Adelita, a Mexican Cinderella***
 Dillon, Leo - ***Rap A Tap Tap!***
 Danziger, Paula - ***You Can't Eat Your Chicken Pox, Amber Brown***
 Dube, Pierrette - ***How to Become a Perfect Princess in Five Days***
 Farish, Terry - ***The Cat who Likes Potato Soup***
 Fleming, Candace - ***Boxes for Katje***
 Frazee, Marla - ***Roller Coaster***
 Graham, Bob - ***Dimity Dumpty***
 Gramling, Lois - ***The Witch who wanted to be a Princess***
 Haas, Irene - ***A Summertime Story***
 Kellogg, Steven - ***Pecos Bill, The Island of the Skog***
 Kvasnosky, Laura - ***Zelda and Ivy***
 LaMarche, Jim - ***The Raft***
 Landon, Lucinda - ***Meg Macintosh and the Case of the Curious Whale Watch***
 London, Jonathan - ***The Eyes of Grey Wolf***
 Lear, Edward - ***The Owl and the Pussycat*** (illus. by Jan Brett)
 Lewis, J. Patrick - ***Doodle Dandies: Poems That Take Shape***
 Maloney, Peter - ***Belly Button Boy***
 McCloskey, Robert - ***Blueberries for Sal, One Morning in Maine***
 Mochizuki, Ken - ***Baseball Saved Us***
 O'Malley, Kevin - ***Captain Raptor and the Moon Mystery***
 Palatini, Margie - ***The Three Silly Billies***
 Parish, Peggy - ***Amelia Bedelia*** series
 Pennypacker, Sara - ***Stuart Goes to School***, and sequel
 Peet, Bill - ***Chester, the Worldly Pig, Cyrus the Unsinkable Sea Serpent***
 Prince, Joshua - ***I Saw an Ant on the Railroad Tracks***
 Reichert, Amy - ***While Mama had a Quick Little Chat***
 Rylant, Cynthia - ***Henry and Mudge and the Best Day of All***
 Salley, Coleen - ***Epossumondas***
 Shannon, Margaret - ***The Red Wolf***
 Small, David - ***George Washington's Cows***
 Spinelli, Eileen - ***Heat Wave***
 Stevens, Janet - ***My Big Dog***
 Stevenson, James - ***No Laughing, No Smiling, No Giggling***
 Teague, Mark - ***Dear Mrs. LaRue***
 Tunnell, Michael - ***Mailing May***
 VanAllsburg, Chris - ***Just a Dream***
 Woodson, Jacqueline - ***The Other Side***
 For Advanced Readers:
 Bulla, Clyde - ***The Sword in the Tree***
 Cleary, Beverly - ***Henry Huggins*** series
 King-Smith, David - ***The Invisible Dog, Smasher***, any other titles
 Roy, Rob - ***A to Z Mysteries***
 Sachar, Louis - ***Marvin Redpost, Kidnapped at Birth*** and sequels
 Warner, Gertrude Chandler - the ***Boxcar Children*** series

Solve the addition problems and find the right color.

2=brown	4=purple	6=green	8=orange	10=light blue
3=pink	5=gray	7=yellow	9=red	11=dark blue



Name _____

For each problem, draw a picture to help solve the problem.

Danny had 5 toy cars and got 3 more for his birthday.
How many does he have now?

Valerie had 7 cookies but gave 2 of them away.
How many does she have left?

James had 8 toy cars but 4 of them broke.
How many working cars does he have left?

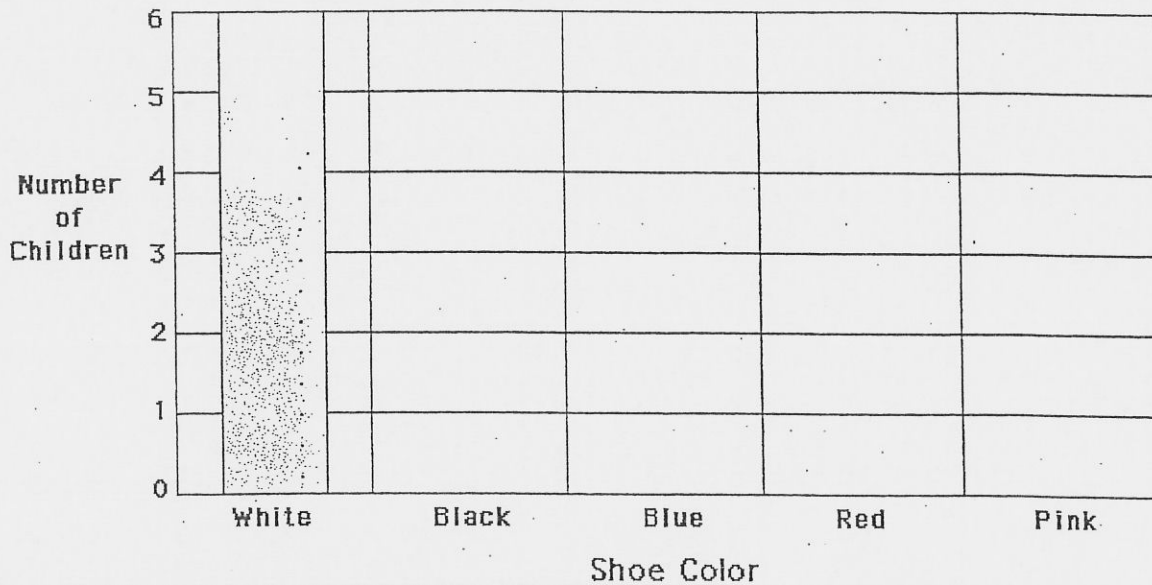
Name _____

Make a bar graph and answer questions about it.

The children in a class were asked,
"What color are your shoes?"

Their answers are shown in the chart to the right.

<u>Shoe Color</u>	<u>Number of Students</u>
White	6
Black	5
Blue	2
Red	3
Pink	1




1. Which shoe color did most children have? _____
2. How many children wore black shoes? _____
3. How many children wore red shoes? _____
4. How many children wore blue shoes? _____

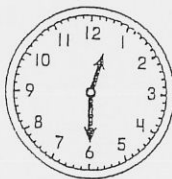
Tell Time to the Half Hour

Write the time shown on each clock.

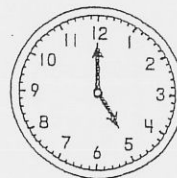
1.



2.




3.



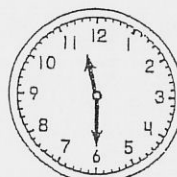
4.



5.



6.




7. Write your own time.

Use a half hour.

Draw a picture showing what you do at that time.

_____ : _____

half past _____



Problem Solving Patterns

8. Write the times to continue the pattern.

7:00, 7:30, 8:00, _____, _____, _____

Notes for Home Your child told time to the half hour. *Home Activity:* Ask your child where the minute hand and the hour hand point at 10:30. (The minute hand points at the 6, the hour hand points between the 10 and 11.)

Name _____

Counting Sets of Coins

Count the money. Write the amount.

1.



25 ¢

30 ¢

 ¢

 ¢

2.



 ¢

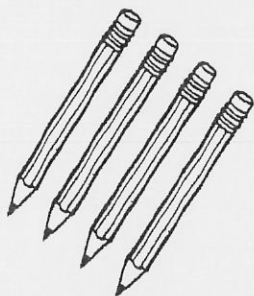
 ¢

 ¢

 ¢

Circle the coins you need.

3.




38¢



Name _____

Ordinal Numbers

first second third fourth fifth sixth seventh eighth ninth tenth



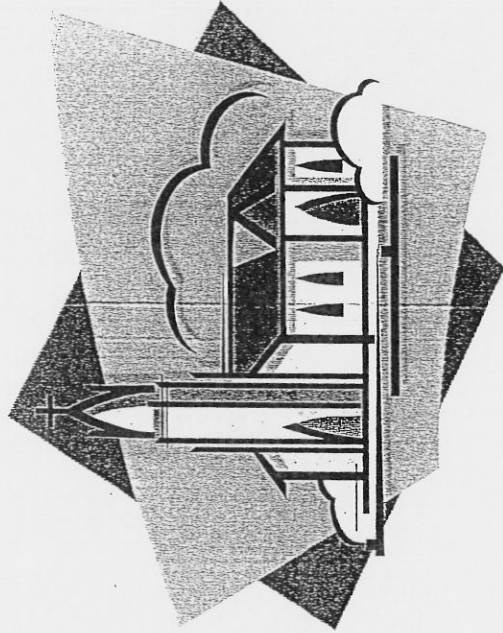
Circle the place where each student is found.

1.		first third fifth		ninth seventh eighth		second third fourth
2.		sixth fifth seventh		third second first		tenth twelfth ninth

Write the number and the word.


3. _____

Summer Sunday's Diary




Instruction: In this Diary write one , two sentences, or draw a picture what did you see or hear in the church on Sunday. Do that for every Sunday during the summer time.

June _____



June _____




July _____



July _____




July _____



July _____



July _____




August _____



August _____



August _____



August _____

